

solar.bloc

Valve regulated lead-acid batteries for cyclic applications



Motive Power Systems

Reserve Power Systems

Special Power Systems

Service

Your benefits with HOPPECKE solar.bloc

- **Maintenance-free regarding water refilling** - due to Absorbent Glass Mat-technology
- **Optimized cycle stability** - due to optimized electrode design for efficiently charge current acceptance
- **Optimum operational safety** - integrated backfire protection and central degassing system
- **Higher short-circuit safety even during the installation** - based on HOPPECKE system connectors

Typical applications of HOPPECKE solar.bloc

- **Solar-/Off-grid applications**
Power supply for remote off-grid applications and isolated power networks, solar home systems, solar street lighting, healthcare facilities
- **Storage for direct consumption of photovoltaic (PV) energy**
- **Telecommunications**
Mobile phone stations, BTS-stations, off-grid/on-grid solutions
- **Traffic systems**
Signalling systems, lighting



Similar to the illustration

**Longer life based on new
ESS Technology**



HOPPECKE

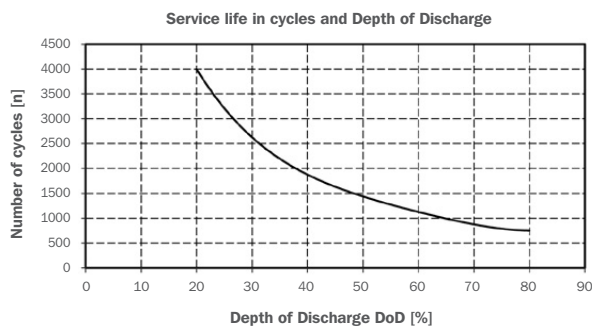
POWER FROM INNOVATION

Type overview

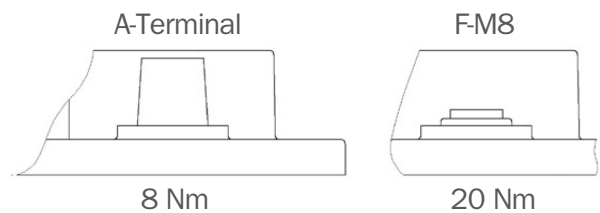
Capacities, dimensions and weights

Type	C ₁₀₀ /1.85 V Ah	C ₄₈ /1.80 V Ah	C ₂₄ /1.80 V Ah	C ₁₀ /1.80 V Ah	Length L mm	Width W mm	Height H mm	Weight kg	Connection	Handle	Terminal layout
solar.bloc 12 V 58	58.3	54.0	53.3	50.0	247	175	190	19.00	A-Terminal	yes	B
solar.bloc 12 V 70	70.0	64.8	64.0	60.0	278	175	190	23.00	A-Terminal	yes	B
solar.bloc 12 V 80	81.7	75.6	74.6	70.0	315	175	190	24.00	A-Terminal	yes	B
solar.bloc 12 V 90	93.3	86.4	85.3	80.0	353	175	190	28.00	A-Terminal	yes	B
solar.bloc 12 V 105	105.0	97.2	95.9	90.0	344	177	230	38.00	F-M8	no	A
solar.bloc 12 V 135	134.2	124.2	122.6	115.0	344	170	275	46.00	F-M8	no	A
solar.bloc 12 V 150	151.7	140.4	138.6	130.0	498	177	230	55.00	F-M8	no	A
solar.bloc 6 V 200	198.3	183.6	181.2	170.0	242	170	275	32.00	F-M8	no	C
solar.bloc 6 V 250	251.0	237.0	234.0	220.0	308	170	275	41.00	F-M8	no	C

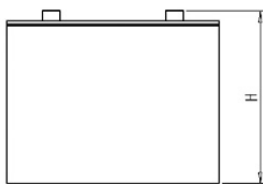
C₁₀₀, C₄₈, C₂₄ and C₁₀ = Capacity at 100 h, 48 h, 24 h and 10 h discharge



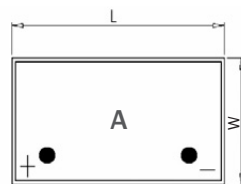
Connection and torque



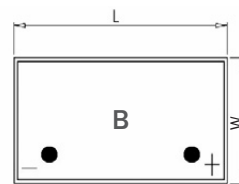
Terminal layout



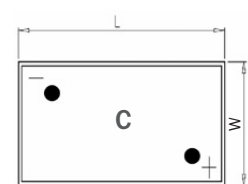
solar.bloc 12 V 58 - 6 V 250



solar.bloc 12 V 105
solar.bloc 12 V 135
solar.bloc 12 V 150



solar.bloc 12 V 58
solar.bloc 12 V 70
solar.bloc 12 V 80
solar.bloc 12 V 90



solar.bloc 6 V 200
solar.bloc 6 V 250

Optimal environmental compatibility - closed loop for recovery of materials in an accredited recycling system.

IEC 60896-21
IEC 61427