

120 CELL

Mono PERC Module

580-600Wp

Power Output Range

1500VDC

Maximum System Voltage

21.2%

Maximum Efficiency

KEY SALIENT FEATURES



Global, Tier 1 bankable brand, with independently certified state-of-the-art automated manufacturing



Bifacial technology enables additional energy harvesting from rear side (up to 30%)



Industry leading lowest thermal co-efficient of power



Industry leading 12 years product warranty



Excellent low irradiance performance



Excellent PID resistance



Positive power tolerance of 0~+3%



Dual stage 100% EL Inspection warranting defect-free product



Module Imp binning radically reduces string mismatch losses



Excellent wind load 2400Pa & snow load 5400Pa under certain installation method



Comprehensive product and system certification

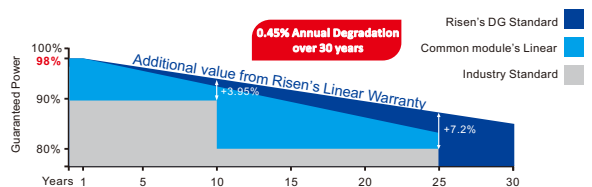
- ◆ IEC61215:2016; IEC61730-1/-2:2016;
- ◆ ISO 9001:2015 Quality Management System
- ◆ ISO 14001:2015 Environmental Management System
- ◆ ISO 45001:2018 Occupational Health and Safety Management System



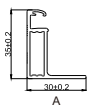
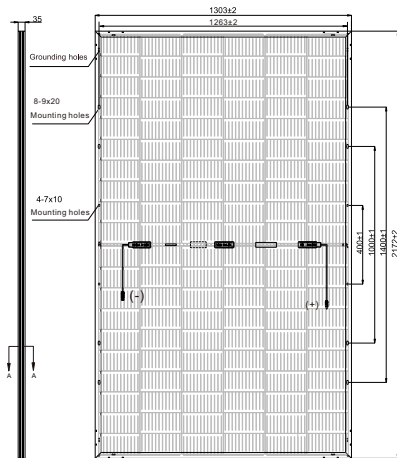
* As there are different certification requirements in different markets, please contact your local Risen Energy sales representative for the specific certificates applicable to the products in the region in which the products are to be used.

LINEAR PERFORMANCE WARRANTY

12 year Product Warranty / 30 year Linear Power Warranty



★ Please check the valid version of Limited Product Warranty which is officially released by Risen Energy Co., Ltd

Dimensions of PV Module Unit: mm

ELECTRICAL DATA (STC)

Model Number	RSM120-8-580BMDG	RSM120-8-585BMDG	RSM120-8-590BMDG	RSM120-8-595BMDG	RSM120-8-600BMDG
Rated Power in Watts-Pmax(Wp)	580	585	590	595	600
Open Circuit Voltage-Voc(V)	40.90	41.10	41.30	41.50	41.70
Short Circuit Current-Isc(A)	18.06	18.11	18.16	18.21	18.26
Maximum Power Voltage-Vmpp(V)	34.04	34.22	34.42	34.60	34.80
Maximum Power Current-Impp(A)	17.05	17.10	17.15	17.20	17.25
Module Efficiency (%) *	20.5	20.7	20.8	21.0	21.2

STC: Irradiance 1000 W/m², Cell Temperature 25°C, Air Mass AM1.5 according to EN 60904-3.
 Bifacial factor: 70%±5 * Module Efficiency (%): Round-off to the nearest number

Electrical characteristics with 10% rear side power gain

	638	644	649	655	660
Total Equivalent power -Pmax (Wp)	638	644	649	655	660
Open Circuit Voltage-Voc(V)	40.90	41.10	41.30	41.50	41.70
Short Circuit Current-Isc(A)	19.87	19.92	19.98	20.03	20.09
Maximum Power Voltage-Vmpp(V)	34.04	34.22	34.42	34.60	34.80
Maximum Power Current-Impp(A)	18.76	18.81	18.87	18.92	18.98

Rear side power gain: The additional gain from the rear side compared to the power of the front side at the standard test condition. It depends on mounting (structure, height, tilt angle etc.) and albedo of the ground.

ELECTRICAL DATA (NMOT)

Model Number	RSM120-8-580BMDG	RSM120-8-585BMDG	RSM120-8-590BMDG	RSM120-8-595BMDG	RSM120-8-600BMDG
Maximum Power-Pmax (Wp)	439.5	443.1	447.0	450.7	454.6
Open Circuit Voltage-Voc (V)	38.04	38.22	38.41	38.60	38.78
Short Circuit Current-Isc (A)	14.81	14.85	14.89	14.93	14.97
Maximum Power Voltage-Vmpp (V)	31.59	31.76	31.94	32.11	32.29
Maximum Power Current-Impp (A)	13.91	13.95	13.99	14.04	14.08

NMOT: Irradiance at 800 W/m², Ambient Temperature 20°C, Wind Speed 1 m/s.

MECHANICAL DATA

Solar cells	Monocrystalline
Cell configuration	120 cells (6×10+6×10)
Module dimensions	2172×1303×35mm
Weight	35kg
Superstrate	High Transmission, Low Iron, Tempered ARC Glass
Substrate	Tempered Glass
Frame	Anodized Aluminium Alloy type 6005-2T6, Silver Color
J-Box	Potted, IP68, 1500VDC, 3 Schottky bypass diodes
Cables	4.0mm ² (12AWG), Positive(+)/350mm, Negative(-)/230mm (Connector Included)
Connector	Risen Twinsel PV-SY02, IP68

TEMPERATURE & MAXIMUM RATINGS

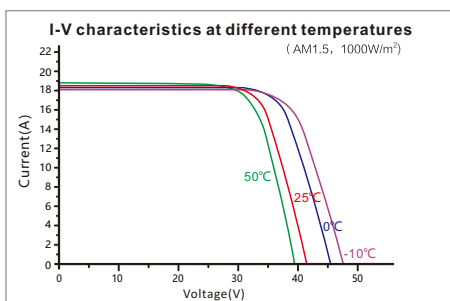
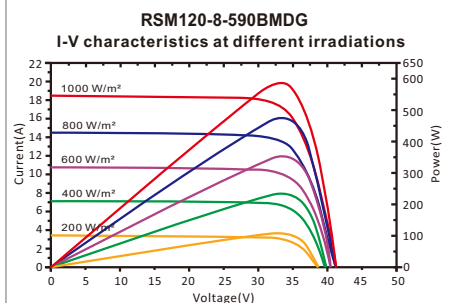
Nominal Module Operating Temperature (NMOT)	44°C±2°C
Temperature Coefficient of Voc	-0.25%/°C
Temperature Coefficient of Isc	0.04%/°C
Temperature Coefficient of Pmax	-0.34%/°C
Operational Temperature	-40°C~+85°C
Maximum System Voltage	1500VDC
Max Series Fuse Rating	35A
Limiting Reverse Current	35A

PACKAGING CONFIGURATION

	40ft(HQ)
Number of modules per container	558
Number of modules per pallet	31
Number of pallets per container	18
Packaging box dimensions (LxWxH) in mm	1330×1120×2310
Box gross weight[kg]	1125

CAUTION: READ SAFETY AND INSTALLATION INSTRUCTIONS BEFORE USING THE PRODUCT.

©2022 Risen Energy. All rights reserved. Contents included in this datasheet are subject to change without notice.
 No special undertaking or warranty for the suitability of special purpose or being installed in extraordinary surroundings is granted unless as otherwise specifically committed by manufacturer in contract document.


Our Partners:
